

# RIO STOCK TRADING USD



1 February 2023

## MANAGER COMMENTS

RIO Stock Trading USD has started the year on a positive note, January saw the first gain of the year, up 0.51%. Looking back, this account ended last year with a net gain of 18.90% which was epic in comparison to the US stock market, which had all but tanked by year-end. Even better, this investment had gained ground on its sister account, RIO Stock Trading Sterling by year-end, and it must be said that the sterling version of this actively traded investment had a stellar year in 2022.

The Market - International investors widely expect that the Federal Reserve will raise rates by 25 basis points (bps) on Wednesday, with announcements on Thursday from the Bank of England and European Central Bank (ECB), which are primarily expected to hike by 50 bps. The stock market has since opened in January with a positive run. Still, the trading going forward should be more cautious, especially since we are heading into a week where we will encounter an inflexion point for the overall market. Another bad sign for the US stock market is that the greenback is poised for its fourth month of decline as expectations have increased, the Fed was nearing the end of its rate-hiking cycle.

## INVESTMENT OBJECTIVE

RIO Stock Trading USD is for the seasoned and experienced investor only; ideally an investor who already has a sizeable portfolio. It is not suitable for, nor aimed at, novice investors. The product was created at the request of members who have portfolios with The RIO Club valued in excess of \$2 million.

This is a very high-risk investment which is focused predominately on equities; it is designed for those who can accept a higher degree of risk in exchange for the possibility of a higher return. Given that it is a higher risk product, it is not for those looking for a simple steady or constant return; it is in fact expected and accepted that an investment of this nature would be very likely to see volatility.

The above being so, RIO Stock Trading USD is not for a cautious investor, nor is it for members who cannot accept the potentially substantial swings in the value of their investment. The aggressive trading could substantially reward the right type of member; a person who is ready to accept additional risks.

## INFORMATION

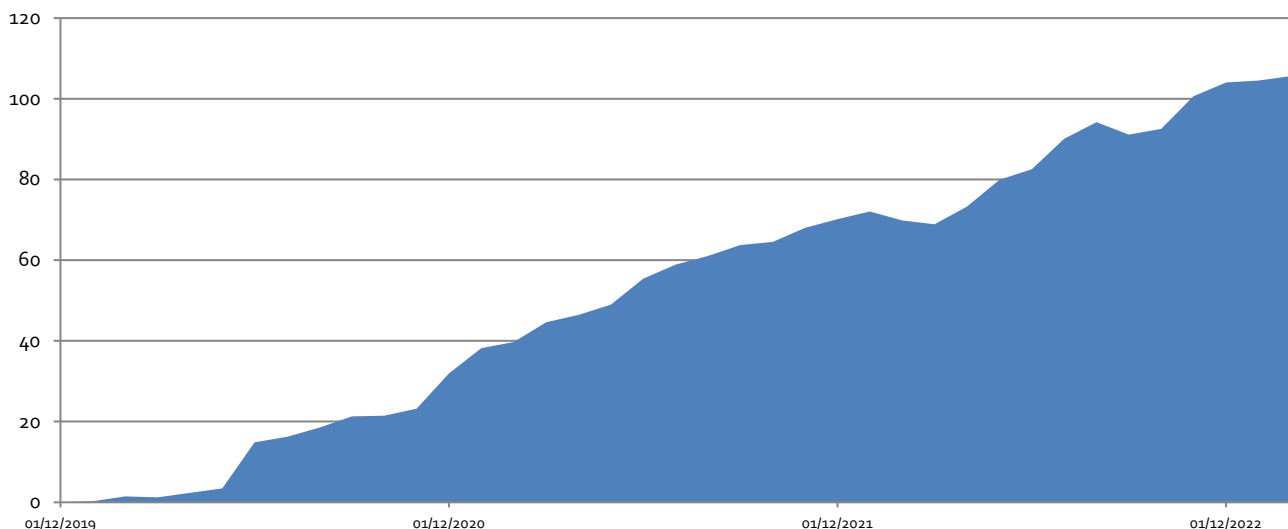
NAV	205.61
Launch Date	December 2019
Investment Manager	William Gray
Currency	USD
Minimum Investment	10,000
Establishment Charge	700
Administration Fee	0.25% pa
Performance Fee	5.00%
Dealing Frequency	Monthly

## INVESTMENT MANAGER

RIO's Investment Manager has vast experience having designed , launched and managed several Government licensed mutual funds over the past two decades. He has actively traded stocks, bonds, currencies and commodities with some degree of accuracy. A proven track record combined with all the advantages of an experienced multi asset fund manager.

PERFORMANCE	YTD	1m	6m	1Yr	2Yr	3Yr	5Yr	S/L
	0.51	0.51	5.88	21.06	47.20	102.61	-	105.61

## CUMMULATIVE PERFORMANCE (Since Launch)



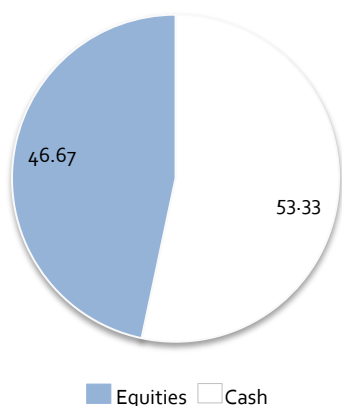
This document is not an offer of investment. Subscriptions for shares can only be made on the basis of the current literature and The RIO Club operates strictly on a referral only basis. Past performance is not a guide to future performance and there can be no assurance that the investment objective(s) will be met. The value of investments and the income from them can fall as well as rise and is not guaranteed. Investors may not get back the full amount invested. This investment is high risk and is very likely to experience volatility, it is designed for members who accept a high level of risk for a potential high gain over the mid to long term. Changes in the rates of exchange between currencies may cause the value of investments to diminish or increase. Current tax levels and reliefs may change and depending on individual circumstances this may affect the investment return. For further information please refer to the terms and conditions.

# RIO STOCK TRADING USD

1 February 2023



## ASSET ALLOCATION (%)



## VOLATILITY & RISK (24 Months)

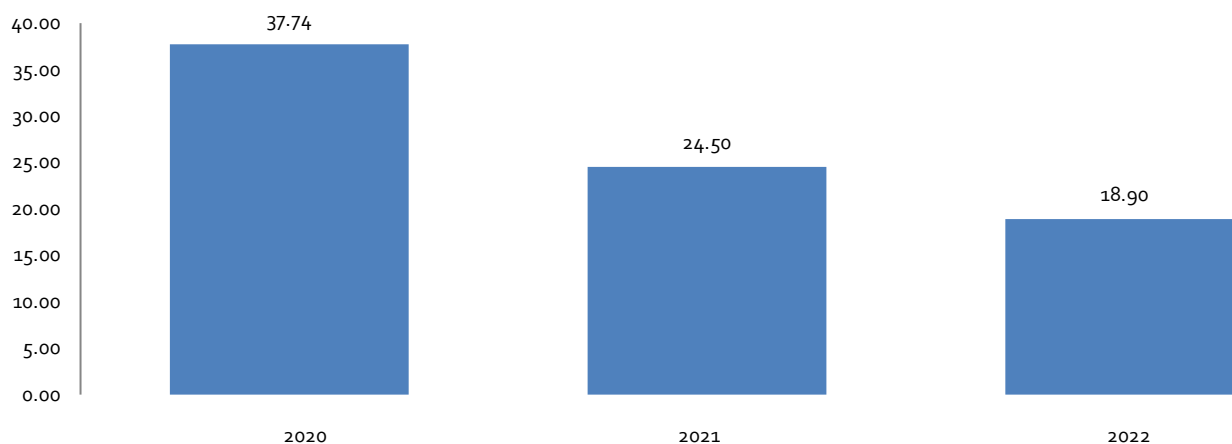
Annualised Volatility	7.76%
Return for Period	47.20%
Best Monthly Return	4.30%
Worst Monthly Return	-1.59%
Risk / Reward Ratio	29.69:1

The risk/reward calculation is a division of net profit (the reward) by the price of your maximum risk. Any investor should determine their acceptable risk, but it is always best to be more conservative with risk than aggressive with reward.

## MONTHLY PERFORMANCE FIGURES (%)

	2019	2020	2021	2022	2023
January		1.16	1.09	-1.28	0.51
February		-0.25	3.53	-0.56	
March		1.07	1.30	2.58	
April		1.10	1.72	3.84	
May		11.02	4.30	1.48	
June		1.20	2.25	4.13	
July		1.96	1.32	2.14	
August		2.35	1.71	-1.59	
September		0.16	0.45	0.73	
October		1.40	2.12	4.21	
November		7.11	1.28	1.72	
December	0.32	4.73	1.11	0.24	

## PERFORMANCE FOR CALENDER YEARS (%)



This document is not an offer of investment. Subscriptions for shares can only be made on the basis of the current literature and The RIO Club operates strictly on a referral only basis. Past performance is not a guide to future performance and there can be no assurance that the investment objective(s) will be met. The value of investments and the income from them can fall as well as rise and is not guaranteed. Investors may not get back the full amount invested. This investment is high risk and is very likely to experience volatility, it is designed for members who accept a high level of risk for a potential high gain over the mid to long term. Changes in the rates of exchange between currencies may cause the value of investments to diminish or increase. Current tax levels and reliefs may change and depending on individual circumstances this may affect the investment return. For further information please refer to the terms and conditions.